

THIRD GRADE

GRAMMAR

Bundle 1



THIRD GRADE GRAMMAR



Linda Kamp

- Minilesson
- PowerPoint
- Task Cards
- Passage
- Writing
- Worksheet
- Assessment

THIRD GRADE GRAMMAR



Linda Kamp

- Minilesson
- PowerPoint
- Task Cards
- Passage
- Writing
- Worksheet
- Assessment

THIRD GRADE GRAMMAR



Linda Kamp

- Minilesson
- PowerPoint
- Task Cards
- Passage
- Writing
- Worksheet
- Assessment

Nouns

Verbs

Adjectives

Nouns

Action Verbs

Adjectives

THIRD GRADE GRAMMAR



Linda Kamp

- Minilesson
- PowerPoint
- Task Cards
- Passage
- Writing
- Worksheet
- Assessment

THIRD GRADE GRAMMAR



Linda Kamp

- Minilesson
- PowerPoint
- Task Cards
- Passage
- Writing
- Worksheet
- Assessment

THIRD GRADE GRAMMAR



Linda Kamp

- Minilesson
- PowerPoint
- Task Cards
- Passage
- Writing
- Worksheet
- Assessment

Adverbs

Plural Nouns

Irregular Plural Nouns

Adverbs

Plural Nouns

Irregular Plural Nouns

Get 6 full weeks of lessons & activities



INSIDE YOU'LL GET:

- 6 Weeks of lesson plans
- 6 Teaching PowerPoints
- Practice worksheets
- Reading passages
- Writing activities
- 96 Task cards
- Assessments
- Skill posters

NEVER SCRAMBLE
FOR GRAMMAR
ACTIVITIES AGAIN!



Get no-prep daily grammar practice

PLURAL NOUNS

Third Grade Grammar

L.3.1.B

Monday	<ol style="list-style-type: none">1. Project the teaching PowerPoint. Introduce the weekly grammar skill. Read the lesson slides with students.2. Follow the minilesson with whole group practice. For the first practice slide, up to 32 students can play. Call on a student to read the first word on the list and tell if it is a plural noun. The next student slides a check or X to the word. There are two other practice slides to help students practice with plural nouns. These can be used to replace the first practice or in addition to the first practice. One of the practice activities can also be used on another day to help students review the skill.3. Students work with a partner for the partner practice slide. Students use a journal, scrap paper, or whiteboards for the writing portion of the slide.
<ul style="list-style-type: none">• Minilesson <p>*Each day's lesson & activity is designed to take 15 minutes.</p>	
Tuesday	<ol style="list-style-type: none">1. Review the minilesson slides if needed. Project the Talk About It slide for students to review further.2. Students complete the practice worksheet.
<ul style="list-style-type: none">• Practice worksheet	
Wednesday	Students continue practice using task cards. Use the cards as a literacy center or place them around the room for students to "roam the room" to complete with a partner. Another option is to spread the cards onto desks. Students complete the card and pass it on to the next student. Students can complete the cards in any order.
<ul style="list-style-type: none">• Task Card Center	
Thursday	Students apply the weekly grammar skill to their writing. <ol style="list-style-type: none">1. Choose the option you wish students to use. Easily differentiate for students who need more guidance with the word bank version.2. Students write a short, 3-4 sentence news story about the picture that includes words in the weekly grammar skill. Students circle the target words in their writing or trade papers with a partner to find and circle them.
<ul style="list-style-type: none">• Writing Grammar Gazette	
Friday	<ol style="list-style-type: none">1. Students glue the Grammar Glossary pages into their notebooks for future reference. If you wish to extend the glossary and add a list generating activity, it can be done during your literacy center time or when time allows.2. Students finish the week by taking the assessment.
<ul style="list-style-type: none">• Assessment• Grammar Glossary	

© Linda Kamp. All rights reserved.

Third Grade Grammar

- Lessons & activities follow a consistent weekly routine
- Students know what to expect and look forward to!



Daily Routine

Monday Minilesson | Group practice

Tuesday Partner practice & worksheet

Wednesday Center activity

Thursday Reading passage & writing activity

Friday Assessment & grammar glossary

You'll get 6 ready-to-use lesson plans

Day 1 Introduce the Skill

Minilesson & activity slides on PowerPoint

- ★ Teaching slides to introduce the skill
- ★ Interactive slides with moveable pieces to model & practice whole group
- ★ Partner slides to review & practice together

Plural Noun Rules

How do you make these nouns plural?

lady

pony

city

story

Plural Noun Rules

How do you make these nouns plural?

box → ?

dish → ?

WHAT'S THE RULE? PRACTICE

ADD -S	ADD -ES	CHANGE Y TO I & ADD -ES
--------	---------	-------------------------

Move words to the correct category based on how to make

Plural Noun Rules

Plural Noun Rule #3:

If a noun ends in a consonant + y change the y to i and add -es to make it plural.

IS IT PLURAL? PRACTICE

rivers	nurse	<input checked="" type="checkbox"/> yes
glass	bird	<input type="checkbox"/> no
bushes	ladies	<input checked="" type="checkbox"/> yes
shirts	dress	<input type="checkbox"/> no
lunch	peaches	<input checked="" type="checkbox"/> yes

Plural Noun Rules

If a noun ends in ... add -es to make

To make

What is a plural noun?

A plural noun is a word that means there is more than one of a noun.

For example,
The **cows** stand in the field.

Cows is a plural noun because

SINGULAR	PLURAL
country	
beach	
cast	
glass	

Write form singular

Day 2 Partner & Independent Practice

PARTNER PRACTICE

The peaches ripen on the trees.
Teachers read stories to their classes.

Two

TALK ABOUT IT

Review:

Tell your partner what a plural noun is.

Can you tell what the three plural noun rules are?

Fun partner practice slides!



Name _____ Plural Nouns Practice

Read the story. Circle the plural nouns in each sentence.

In the forest, you can find many different animals. Squirrels climb trees and gather nuts for the winter. Birds build nests in the branches. You might see splashes as frogs leap into small ponds. Delicate butterflies sip nectar from nearby flowers. Together, these creatures create a vibrant bustling with the sights and sounds of life!

Write the plural form of the noun given for each sentence.

The kids ate their _____ . (lunch)

Mom reads me _____ before bed. (story)

I put on my _____ and left the house. (shoe)

Cut out the words. Glue them into the correct box.

Add -s	Add -es	Drop y, add -ies

match

whale

family

Worksheets for additional practice

Day 3 Center activity

CHOOSE HOW YOU USE THEM!

for early finishers

for test prep

as a gallery walk

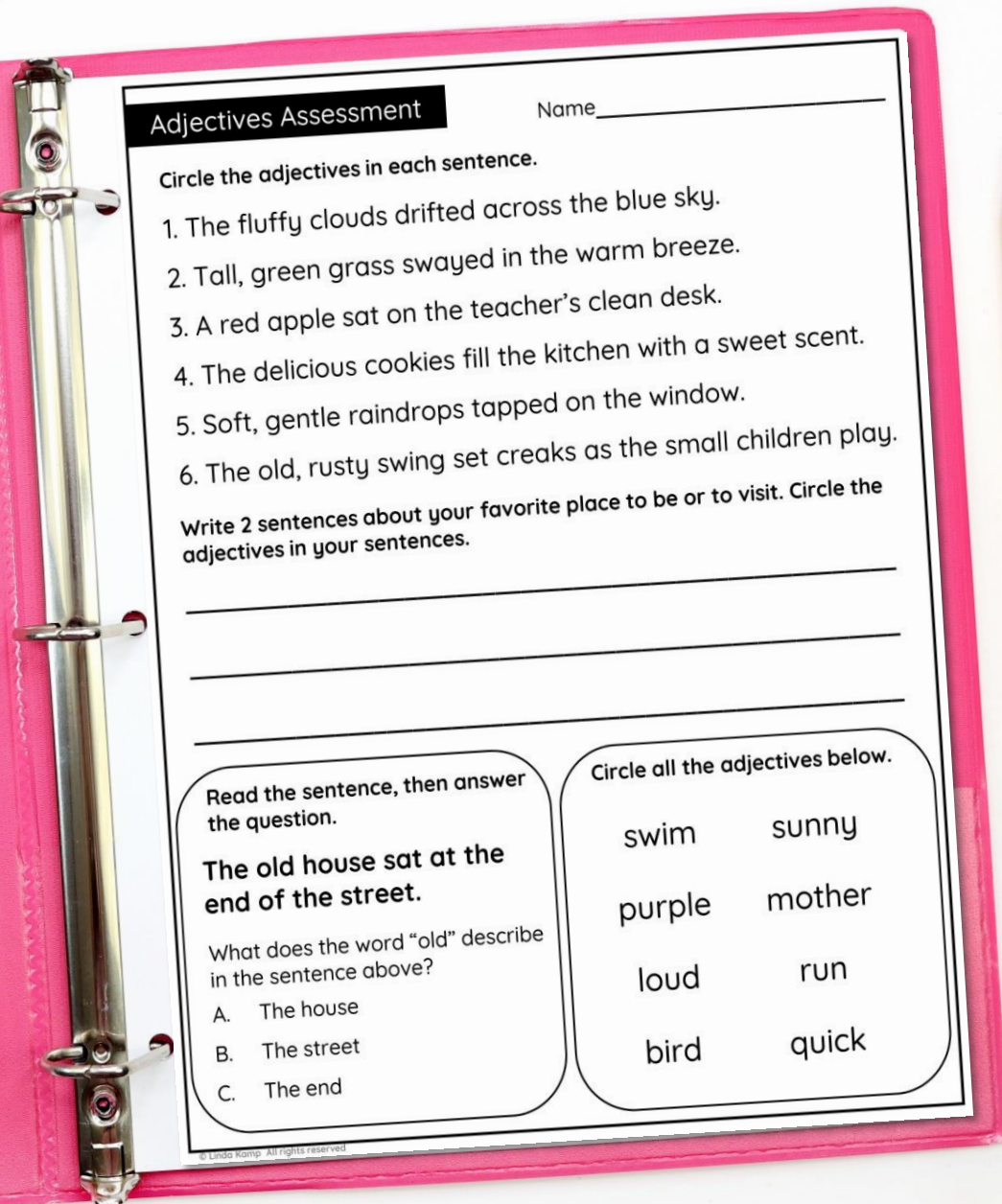
as a grammar center

as independent practice



96 Task cards & recording sheets

Day 5 Assessment



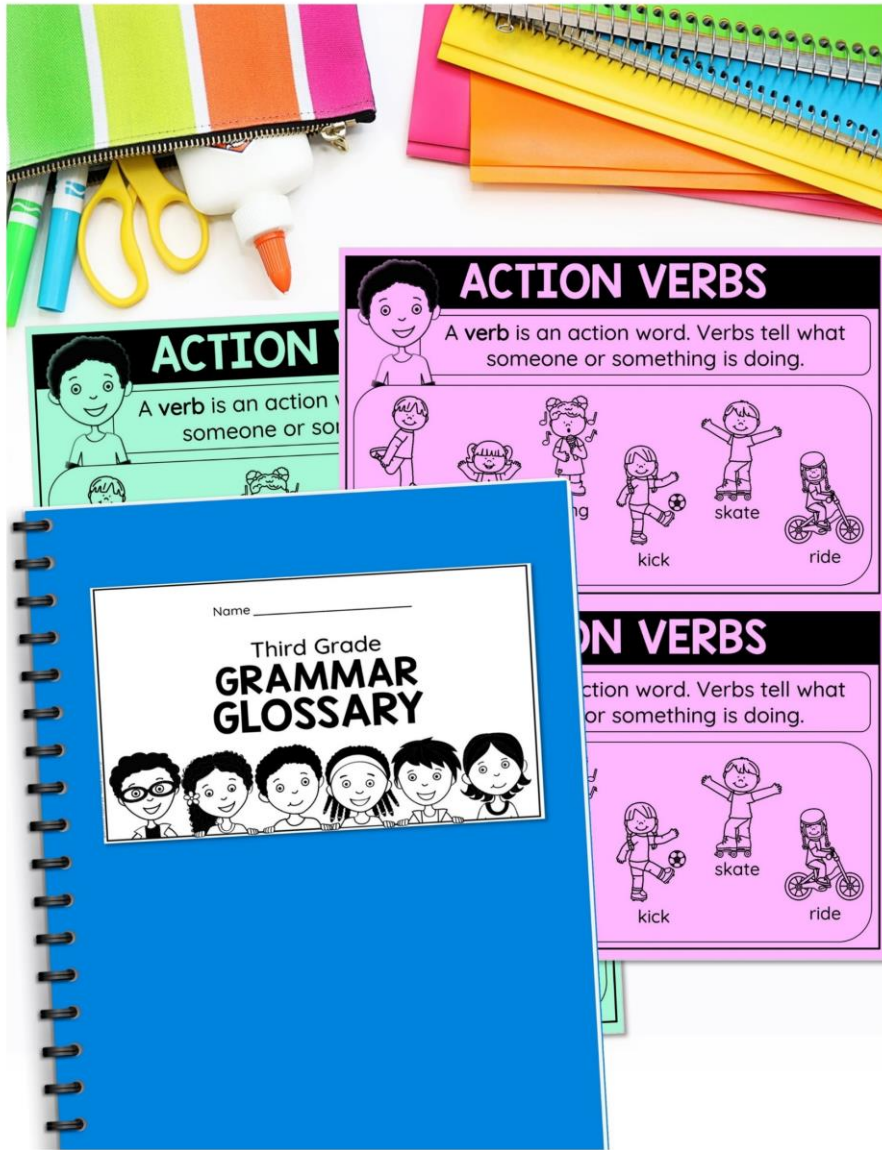
Students take an easy-to-grade assessment

With simple questions to determine if students can:

- ★ identify the skill
- ★ generate examples
- ★ apply the skill in writing

Day 5 Grammar Glossary

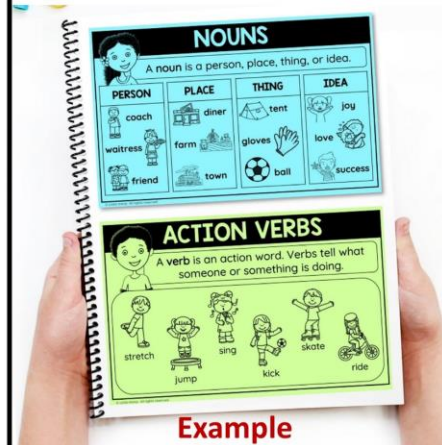

GRAMMAR GLOSSARY



Grammar Glossary

CHOOSE HOW YOU USE IT

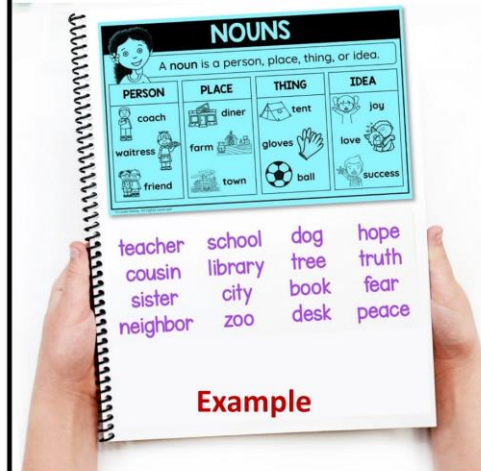
Copy one cover label and one glossary page per student on colored or white paper.



Example

AS A REFERENCE NOTEBOOK

Collect all the units! Students create a grammar glossary to use as a reference by gluing the pages into a notebook. Glue the label to the notebook's cover.



Example

AS ADDED PRACTICE


Students can generate lists of examples for added practice. Easily differentiate by asking students to generate longer words or choose words from their lists to write sentences.

Day 4 Apply the skill in writing

CHOOSE FROM 3 FORMATS TO EASILY DIFFERENTIATE

Nouns
GRAMMAR GAZETTE EXTRA!
EXTRA!
Hospital Gets Exciting Upgrade

New technology will make it easier for doctors to treat bones at the local hospital. Special x-ray machines will be placed in nearly every exam room. Nurses and doctors will




3

Nouns
GRAMMAR GAZETTE EXTRA!
EXTRA!

Nouns
GRAMMAR GAZETTE EXTRA!
EXTRA!


Title _____

Written by _____



1

2



Write for a news story. Circle the nouns in each bank to help you or use your own words.

bones body nurses

patients excitement

1. Students write a newspaper story using words in the target skill.

2. Students who need more guidance use the word bank version.

3. Students read the article and circle words in the target grammar skill.


Day 5 Assessment

Nouns Assessment

Name _____

Circle the nouns in each sentence.

1. The hamster runs on the wheel in its cage.
2. Can you get your sister a drink, please?
3. My classroom has two bookshelves and a chalkboard.
4. A barber uses scissors to cut hair.
5. Tom showed his strength by lifting heavy weights.
6. We ride bikes to school each morning.



Write 2 sentences about a trip to the zoo. Circle the nouns in your sentence.

Write 2 nouns for each category in the table below.

Person	Place	Thing	Idea

Easy-to-grade quizzes to determine if students can:

- ★ identify target parts of speech
- ★ form & use the words
- ★ generate examples
- ★ apply the skill in their writing

6 Full-page grammar posters

AROUND
KAMPFIRE

IRREGULAR PLURAL NOUN

a noun that becomes plural by **changing** its spelling.



PLURAL NOUN

a word that means there is **more than one** of a **noun**

The students got new math books this year.



ADJECTIVE

a word that **describes** a noun or a pronoun

Our white puppy has brown spots.



NOUN

a **person**, **place**, **thing**, or **idea**; the **subject** in a sentence

I got new glasses.

ADVERB

a word that **describes** a **verb**, an **adjective**, or another **adverb**

We walked quietly in the hall.



VERB

a word that shows **action**; the **predicate** in a sentence

The bus waited for us.

Create a colorful grammar wall!

