

THIRD GRADE GRAMMAR Bundle 2

THIRD GRADE GRAMMAR



- Minilesson
- PowerPoint
- Task Cards
- Passage
- Writing
- Worksheet
- Assessment

Pronouns

THIRD GRADE GRAMMAR



- Minilesson
- PowerPoint
- Task Cards
- Passage
- Writing
- Worksheet
- Assessment

Common & Proper Nouns

THIRD GRADE GRAMMAR



- Minilesson
- PowerPoint
- Task Cards
- Passage
- Writing
- Worksheet
- Assessment

Concrete/Abstract Nouns

Common & Proper Nouns

Concrete & Abstract Nouns

Possessive Nouns

THIRD GRADE GRAMMAR



- Minilesson
- PowerPoint
- Task Cards
- Passage
- Writing
- Worksheet
- Assessment

Possessives

THIRD GRADE GRAMMAR



- Minilesson
- PowerPoint
- Task Cards
- Passage
- Writing
- Worksheet
- Assessment

Verb Tenses

THIRD GRADE GRAMMAR



- Minilesson
- PowerPoint
- Task Cards
- Passage
- Writing
- Worksheet
- Assessment

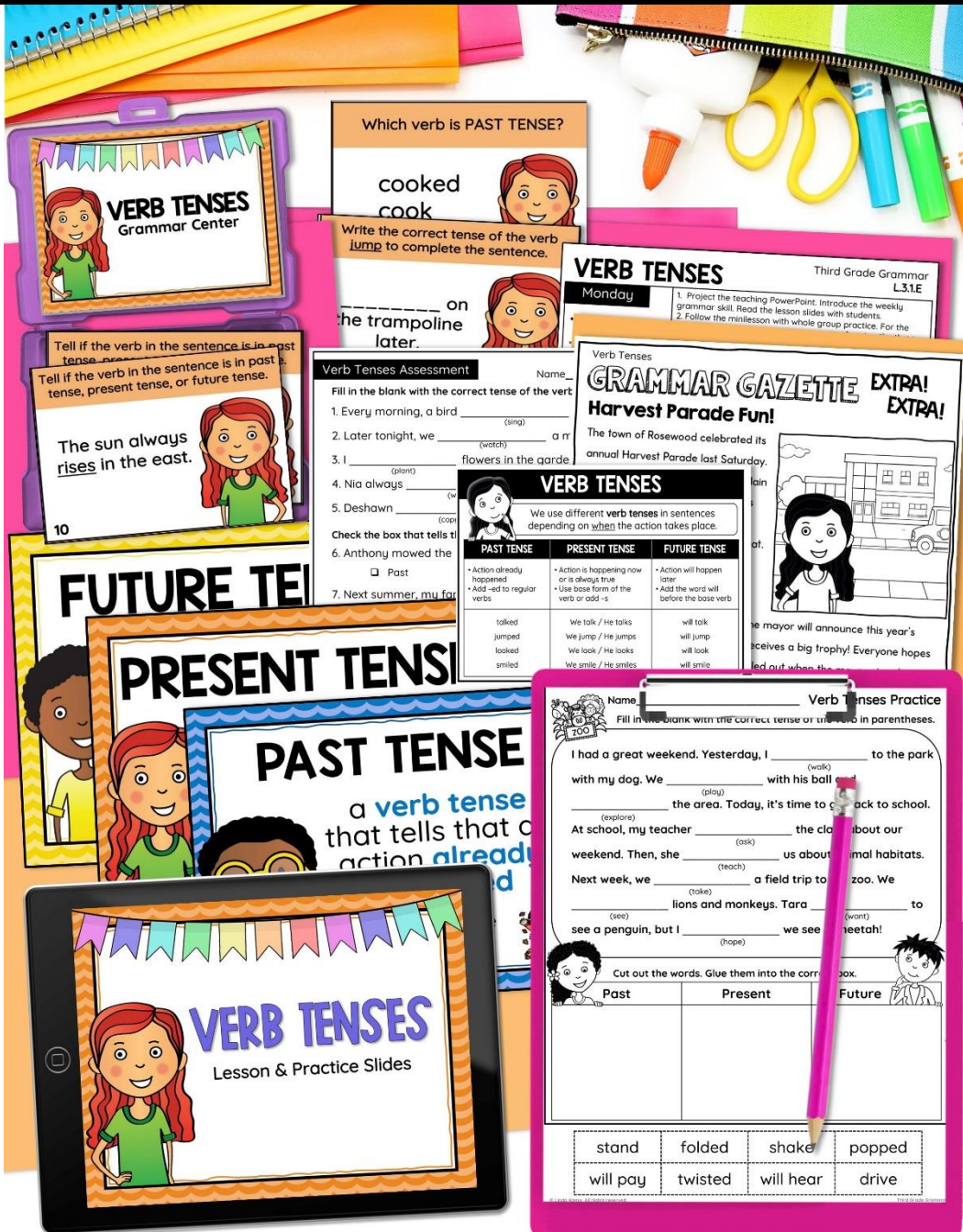
Irregular Verbs

Irregular Verbs

Verb Tenses

Pronouns

Get 6 full weeks of lessons & activities



Sample Unit

INSIDE YOU'LL GET:

- 6 Weeks of lesson plans
- 6 Teaching PowerPoints
- Practice worksheets
- Reading passages
- Writing activities
- 96 Task cards
- Assessments
- Skill posters

NEVER SCRAMBLE
FOR GRAMMAR
ACTIVITIES AGAIN!



Get no-prep daily grammar practice

CONCRETE/ABSTRACT NOUNS Third Grade Grammar L.3.1.C

Monday	
<ul style="list-style-type: none">Minilesson <p>*Each day's lesson & activity is designed to take 15 minutes.</p>	<ol style="list-style-type: none">Project the teaching PowerPoint. Introduce the weekly grammar skill. Read the lesson slides with students.Follow the minilesson with whole group practice. For the first practice slide, up to 32 students can play. Call on a student to read the first word on the list and tell if it is a concrete or abstract noun. The next student slides a check or X to the word. There are two other practice slides to help students practice with concrete and abstract nouns. These can be used to replace the first practice or in addition to the first practice. One of the practice activities can also be used on another day to help students review the skill.Students work with a partner for the partner practice slide. Students use a journal, scrap paper, or whiteboards for the writing portion of the slide.
Tuesday	
<ul style="list-style-type: none">Practice worksheet	<ol style="list-style-type: none">Review the minilesson slides if needed. Project the Talk About It slide for students to review further.Students complete the practice worksheet.
Wednesday	
<ul style="list-style-type: none">Task Card Center	Students continue practice using task cards. Use the cards as a literacy center or place them around the room for students to "room the room" to complete with a partner. Another option is to spread the cards onto desks. Students complete the card and pass it on to the next student. Students can complete the cards in any order.
Thursday	
<ul style="list-style-type: none">Writing Grammar Gazette	Students apply the weekly grammar skill to their writing. <ol style="list-style-type: none">Choose the option you wish students to use. Easily differentiate for students who need more guidance with the word bank version.Students write a short, 3-4 sentence news story about the picture that includes words in the weekly grammar skill. Students circle the target words in their writing or trade papers with a partner to find and circle them.
Friday	
<ul style="list-style-type: none">AssessmentGrammar Glossary	<ol style="list-style-type: none">Students glue the Grammar Glossary pages into their notebooks for future reference. If you wish to extend the glossary and add a list generating activity, it can be done during your literacy center time or when time allows.Students finish the week by taking the assessment.



- Lessons & activities follow a consistent weekly routine
- Students know what to expect and look forward to!

Daily Routine

- Monday** Minilesson | Group practice
- Tuesday** Partner practice & worksheet
- Wednesday** Center activity
- Thursday** Reading passage & writing activity
- Friday** Assessment & grammar glossary

You'll get 6 ready-to-use lesson plans

Day 1 Introduce the Skill

Minilesson & activity slides on PowerPoint

What is a possessive noun?



Singular possessive nouns tell that one person, place, or thing owns something.

MAKE IT POSSESSIVE! PRACTICE

desk of the teacher
windows of house
brooms of witches
shoes of the girl
petals of flower

Write the possessive noun for each phrase.



Plural Possessive Nouns



The tent belongs to the campers.



IS IT POSSESSIVE? PRACTICE

cars
child's
whiskers
Laceu's

book's
mountains
brothers
bowls

✓ yes
✗ no

Singular Possessive Noun

Can you find the possessive noun in this sentence?

Singular Possessive Nouns




The bone belongs to the dog.



What is a possessive noun?

If the plural noun ends in s, add an apostrophe after the s to make it possessive.

the **birds'** nest



the **neighbor's** house



What is a possessive noun?

Possessive nouns are nouns that show ownership.

For example,

The **boy's** bike is orange.



Boy's is a possessive noun.
The boy owns the bike.

- ★ Teaching slides to introduce the skill
- ★ Interactive slides with moveable pieces to model & practice whole group
- ★ Partner slides to review & practice together

Day 2 Partner & Independent Practice

PARTNER PRACTICE

We sent them a postcard from our trip.
I enjoyed myself at their big party.

TALK ABOUT IT

Review:


Tell your partner what a pronoun is.

What are the four types of pronouns you learned?

Fun partner practice slides!



Name _____ Pronouns Practice
Circle the pronouns in each sentence.

Tori took her dog Max to the park. She held his leash tight as they walked together on the path. When they got to the park, Tori threw Max's ball. She let him off the leash to go fetch it. Max looked proud of himself as he ran back with the ball in his mouth. They sat together in the grass. Max chewed on his ball while Tori ate a sandwich that she had made for herself. 



Circle the pronoun that makes sense for each sentence.

Mya and Lisa wore (they / their) matching tutus.
Tom showed (me / I) his new bicycle.
(Her / She) likes to eat cookies.




Rewrite the sentences by replacing the underlined nouns with pronouns.

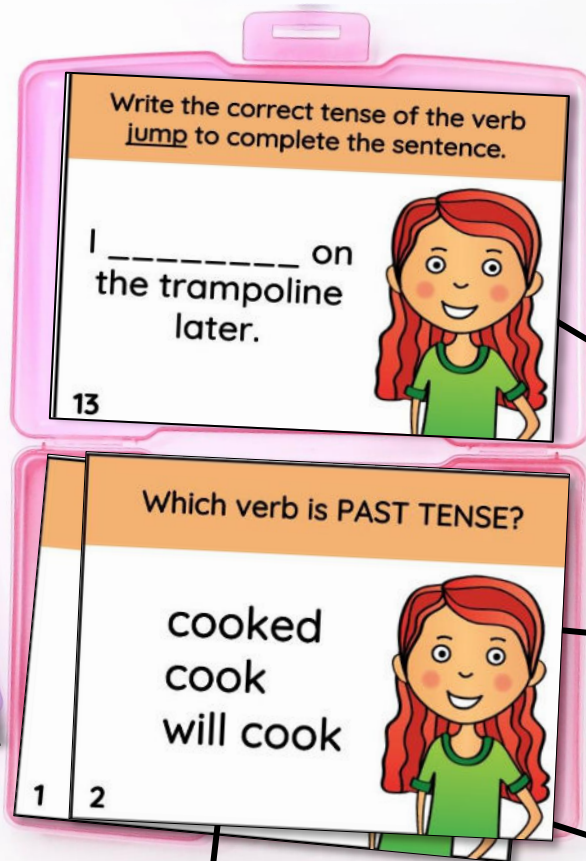
Ben reads books to Ben before bedtime.

Kim and I looked for the toy and found the toy!

Mom asked Dad to pass the salt to Mom.



Day 3 Center activity



CHOOSE HOW YOU USE THEM!

for early finishers

for test prep

as a gallery walk

as independent practice

as a grammar center

96 Task cards & recording sheets



Day 5 Assessment

Verb Tenses Assessment Name _____

Fill in the blank with the correct tense of the verb in parentheses.

1. Every morning, a bird _____ (sing) outside my window.
2. Later tonight, we _____ (watch) a movie together.
3. I _____ (plant) flowers in the garden last week.
4. Nia always _____ (wash) her hands before dinner.
5. Deshawn _____ (copy) the recipe before he made it.

Check the box that tells the tense of the verb in each sentence.

6. Anthony mowed the lawn before lunchtime.
 Past Present Future
7. Next summer, my family and I will travel to Florida.
 Past Present Future

Complete the chart with the correct tenses of the verbs given.

PAST	PRESENT	FUTURE
	try	
		will shop
kicked		

Write 3 sentences telling what you did last weekend, something you do every day, and what you will do next weekend. Make sure to use past tense, present tense, and future tense verbs.

© Linda Kamp. All rights reserved. Third Grade Grammar




Students take an easy-to-grade assessment

With simple questions to determine if students can:

- ★ identify the skill
- ★ generate examples
- ★ apply the skill in writing

Day 5 Grammar Glossary


GRAMMAR GLOSSARY



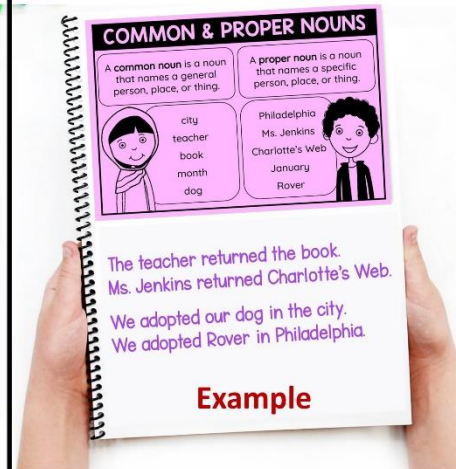
Grammar Glossary

CHOOSE HOW YOU USE IT


Copy one cover label and one glossary page per student on colored or white paper.



Example



Example



AS A REFERENCE NOTEBOOK

Collect all the grammar units!
Students create a grammar glossary to use as a reference by gluing the pages into a notebook. Glue the label to the notebook's cover.


AS ADDED PRACTICE

Have students generate lists of examples for added practice. Easily differentiate by asking students to generate longer words or choose words from their lists to write sentences.

Day 4 Apply the skill in writing

CHOOSE FROM 3 FORMATS TO EASILY DIFFERENTIATE

Common & Proper Nouns
GRAMMAR GAZETTE EXTRA!
EXTRA!
All About Mount Rushmore
Mount Rushmore, located in South Dakota, is a famous landmark in the United States. The faces of presidents are carved on the side of the mountain in Washington, D.C. Abraham Lincoln, Thomas Jefferson, and Theodore Roosevelt are the faces you'll see.



3

Common & Proper Nouns
GRAMMAR GAZETTE EXTRA!
EXTRA!
Title _____
Written by _____




Use the picture for a news story. Circle the proper nouns in the word bank to help you or use your own words.

presidents South Dakota visit
history George Washington

2

Common & Proper Nouns
GRAMMAR GAZETTE EXTRA!
EXTRA!
Title _____
Written by _____



1

1. Students write a newspaper story using words in the target skill.
2. Students who need more guidance use the word bank version.
3. Students read the article and circle words in the target grammar skill.

Day 5 Assessment

Common & Proper Nouns Assessment

Name _____

Circle the proper nouns in each sentence.

1. I got a new coat at Target before heading to Dalton Park.
2. Lily and Jack love to read *Pete the Cat* books.
3. The Smiths celebrate Thanksgiving each November.
4. You'll see Mickey Mouse if you go to Disney World.
5. Sarah traveled to Maine to visit Aunt Nina and Uncle Joe.
6. On Sunday, we watched the movie *Madagascar*.

Give an example of a proper noun for each common noun given.

celebrity _____

store _____

Write C if the word is a common noun and P if the word is a proper noun.

_____ Nile River _____ lake _____ school

_____ flower _____ Nike _____ Paris

Write two sentences about a vacation you would like to take. Circle the proper nouns in your sentences.

© Linda Kemp. All rights reserved.

Third Grade Grammar

Easy-to-grade quizzes to determine if students can:

- ★ identify target parts of speech
- ★ form & use the words
- ★ generate examples
- ★ apply the skill in their writing

6 Full-page grammar posters

AROUND
the
KAMPFIRE

PRONOUN

a word that **takes the place** of a **noun** in a sentence

We built a snowman, then it melted.

COMMON NOUN

a **noun** that names a **general** person, place, or thing

The girl plays

PROPER NOUN

a **noun** that names a **specific** person, place, or thing

Kara plays at

ABSTRACT NOUN

nouns that refer to **feelings, ideas,** and **qualities**; things you **can't** hear, see, touch, smell, or taste

CONCRETE NOUN

nouns that refer to a **physical** person, place, or thing; can be **experienced** with your **5 senses**

SINGULAR POSSESSIVE NOUN

a **noun** that shows **one** person, place, or thing owns something

PLURAL POSSESSIVE NOUN

a **noun** that shows **more than one** person, place, or thing owns something

The bees' hive is on the branch.

PAST TENSE

a **verb tense** that tells the action **already happened**

Shay played in the leaves last fall.

PRESENT TENSE

a **verb tense** that tells that an action is **happening** or is **always**

Alexa plays on the swings every day.

FUTURE TENSE

a **verb tense** that tells that an action is **going to happen in the future**

Liam will play at the park later.

Create a colorful grammar wall!

Why use this grammar bundle?

THIRD GRADE GRAMMAR

THIRD GRADE GRAMMAR Minilesson PowerPoint Task Cards Passage Writing Worksheet Assessment Pronouns	THIRD GRADE GRAMMAR Minilesson PowerPoint Task Cards Passage Writing Worksheet Assessment Common & Proper Nouns	THIRD GRADE GRAMMAR Minilesson PowerPoint Task Cards Passage Writing Worksheet Assessment Concrete/Abstract Nouns	Common & Proper Nouns Concrete & Abstract Nouns Possessive Nouns
THIRD GRADE GRAMMAR Minilesson PowerPoint Task Cards Passage Writing Worksheet Assessment Possessives	THIRD GRADE GRAMMAR Minilesson PowerPoint Task Cards Passage Writing Worksheet Assessment Verb Tenses	THIRD GRADE GRAMMAR Minilesson PowerPoint Task Cards Passage Writing Worksheet Assessment Irregular Verbs	Irregular Verbs Verb Tenses Pronouns

Bundle 2 Linda Kamp 

> [Click here](#) <
to see all the
3rd Grade units!

- ★ Get 6 weeks of ready-to-use lessons and activities
- ★ Save time and money when you purchase the bundle!
- ★ The skill-building activities easily fit your schedule
- ★ Students practice and apply skills in a variety of ways
- ★ Partner talk engages all students
- ★ Easy to grade activities
- ★ No prep required and perfect for a sub!