

Teaching grammar just got easier!

GET A FULL WEEK OF GRAMMAR PLANNED FOR YOU!

UNIT INCLUDES:

- 15-Minute daily routine
- Lesson plan
- Teaching PowerPoint
- Practice worksheet
- Reading passage
- Writing activity
- Center task cards
- Assessment
- Skill poster



Easily fit in daily grammar practice

Lessons & activities follow a consistent weekly routine

SUFFIXES

Third Grade Grammar
L.3.2.E, L.3.4.B

Monday

- Minilesson

*Each day's lesson & activity is designed to take 15 minutes.

1. Project the teaching PowerPoint. Introduce the weekly grammar skill. Read the lesson slides with students.
2. Follow the minilesson with whole group practice. For the first two practice slides, guide students in identifying the suffix and root word in each word, then tell the meaning of the word. There are two other practice slides to help students practice with understanding the meaning of suffixes. These can be used to replace the first practice or in addition to the first practice. One of the practice activities can also be used on another day to help students review the skill.
3. Students work with a partner for the partner practice slide. Students use a journal, scrap paper, or whiteboards for the writing portion of the slide.

Tuesday

- Practice worksheet

1. Review the minilesson slides if needed. Project the Talk About It slide for students to review further.

2. Students complete the practice worksheet.

Wednesday

- Task Card Center

Students continue practice using task cards. Use the cards as a literacy center or place them around the room for students to "room the room" to complete with a partner. Another option is to spread the cards onto desks. Students complete the card and pass it on to the next student. Students can complete the cards in any order.

Thursday

- Writing Grammar Gazette

1. Students apply the weekly grammar skill to their writing. Choose the option you wish students to use. Easily differentiate for students who need more guidance with the word bank version.
2. Students write a short, 3-4 sentence news story about the picture that includes words in the weekly grammar skill. Students circle the target words in their writing or trade papers with a partner to find and circle them.

Friday

- Assessment
- Grammar Glossary

1. Students glue the Grammar Glossary pages into their notebooks for future reference. If you wish to extend the glossary and add a list generating activity, it can be done during your literacy center time or when time allows.

2. Students finish the week by taking the assessment.

© Linda Kamp. All rights reserved.

Third Grade Grammar



Daily Routine

Monday Minilesson | Group practice

Tuesday Partner practice & worksheet

Wednesday Center activity

Thursday Reading passage & writing activity

SUFFIX

letters added **at**
the **end** of a word
that **change** its
meaning



breakable



colorful

Includes ready-to-use lesson plans

Day 1 Introduce the Skill

Minilesson & activity slides on PowerPoint

- ★ Teaching slides to introduce the skill
- ★ Interactive slides with moveable pieces to model & practice
- ★ Partner slides to review & practice together
- ★ Suffixes included:
 - ful -able
 - less -er/-or/-ist
 - ness -en
 - est -ly

What is a suffix?

SUFFIX	MEANING	EXAMPLES	SUFFIX	MEANING
-FUL 	full of	joyful hopeful thankful	-ABLE 	able to
-LESS 	without	fearless useless helpless	-ER -OR -IST 	person who
-NESS 	state of being	kindness darkness rudeness	-EN 	made to
-EST 	most	tallest fastest luckiest	-LY 	in a

What is a suffix?

-ABLE

break + able = breakable

What is a suffix?

-EST

break + est = breakest

What is a suffix?

-NESS

state of being

break + ness = breakness

What is a suffix?

PREFIX **BASE WORD/ROOT WORD** **SUFFIX**

Words are like puzzles. Each word part is a puzzle piece. Add pieces to the base word.

What is a suffix?

-LESS

without

use + less = useless

without use

What is a suffix?

-FUL

full of

care + ful = careful

full of care

Be careful when you ride your bike!

What is a suffix?

Suffixes are groups of letters added to the end of a word that change its meaning.

For example,

The doctor says the shot will be painless.



Day 2 Partner & Independent Practice

PARTNER PRACTICE

Saturdays are the store's busiest days.
The jogger ran through the park.

He

TALK ABOUT IT

Review:
Tell your partner what a suffix is.

Can you give an example of a suffix added to a base word and tell how it changes the meaning?

Partner practice slides



Name _____ Suffixes Practice

Complete the story by adding the suffix that makes the most sense for each meaning in parentheses.

Mrs. Carter was known as the _____ neighbor on the street.
(most nice)
She always greeted people _____ and did favors for others.
(in a warm way)
Everyone also knew that she was the best _____ in town! One
(person who bakes)
day, she was making cookies for a family across the street to help
_____ their day. When the cookies were finished, she tasted
(to make bright)
one. It was _____! She placed the cookies in a _____
(full of delight) (able to dispose)
container and headed across the street to deliver them. "These cookies
are _____! You are so _____, Mrs. Carter," the
(without flaws) (full of thought)
neighbor said. Mrs. Carter walked away with a smile, happy to know that
her _____ was noticed and appreciated.
(state of being kind)

Cut and glue the meanings next to the correct word.

WORD	MEANING	WORD	MEANING
gently		priceless	
doable		loosen	
builder		tiniest	
neatness		wonderful	

full of wonder to make loose state of being neat person who builds



Worksheet for independent practice

Day 3 Center activity

SUFFIXES
Task Cards

Which word has a suffix?

This shirt is not washable.

9

for early finishers

Which word means to make bright?

brighten
brightly
brighter

2

as independent practice

Write the meaning of the word.

collector

5

as a grammar center

for test prep

as a gallery walk

CHOOSE HOW YOU USE THEM!

16 Task cards & recording sheet

Day 4 Apply the skill in writing

Easily differentiate with three formats to choose from

1. Students write a newspaper story using words in the target skill.


2. Students who need more guidance use the word bank version.

3. Students read the article and circle words in the target grammar skill.

Suffixes
GRAMMAR GAZETTE EXTRA!
EXTRA!

New Law Protects Endangered Saguaros


In the hot, dry desert of Arizona, there is an incredible plant called the saguaro cactus. This cactus is carefully protected. They are the largest in the desert. Saguaros can live a very long time. Some can be over 150 years old. People who are careless and damage a Saguaro are breaking the law. Protecting these plants keeps the desert healthy for animals and people. Saguaros are very strong. Even though the desert gets little rain, they can hold up to 200 gallons! That helps them stay alive.



Suffixes
GRAMMAR GAZETTE EXTRA!
EXTRA!

Title _____

Written by _____




Write three sentences about the picture for a news story.

cactus water beautiful
desert grow dry

Suffixes
GRAMMAR GAZETTE EXTRA!
EXTRA!

Title _____

Written by _____



Write a newspaper story using words in the target skill.

Day 5 Assessment

Suffix Assessment Name _____

Match each suffix with its meaning.

- _____ -ist
- _____ -ly
- _____ -ness
- _____ -en
- _____ -less
- _____ -est

A. made of/to make
B. without
C. most
D. person who does
E. state of being
F. in a certain way

Complete the chart below.

WORD	ROOT WORD	SUFFIX	MEANING
believable			
truthful			
inventor			

Complete each sentence by adding the suffix that makes the most sense to the root word in parentheses.

- The king was the most _____ person in the land. (power)
- People complained about the _____ of the ref's calls. (fair)
- The brave _____ prepared for his next journey. (explore)
- The _____ puppy barked all through the night (rest)
- My best friend is the most _____ person I know. (depend)
- The candle's wax will _____ when it cools. (hard)
- I had the _____ dream last night! (strange)

Write two sentences about a day at the beach. Use at least two words with suffixes. Circle the words with suffixes in your sentences.

© Linda Kamp. All rights reserved. Third grade grammar.



Students take an easy-to-grade assessment

With simple questions to determine if students can:

- ★ identify the skill
- ★ generate examples
- ★ apply the skill in writing

Day 5 Grammar glossary notebook

GRAMMAR GLOSSARY



SUFFIXES

A suffix is a group of letters added to the end of a word that change its meaning.

-FUL	full of	joyful hopeful thankful	-ABLE	able to be done	breakable teachable lovable
-LESS	without	fearless useless helpless	-ER/-OR/-IST	person who does	teacher actor artist
-NESS	state of being	kindness darkness	-EN	made of/to	wooden strengthen brighten
-EST	most	fastest luckiest	-LY	in a certain way	slowly quietly quickly

Name _____

Third Grade GRAMMAR GLOSSARY

Grammar Glossary

CHOOSE HOW YOU USE IT

Copy one cover label and one glossary page per student on colored or white paper.

SUFFIXES

A suffix is a group of letters added to the end of a word that change its meaning.

-FUL	full of	joyful hopeful thankful	-ABLE	able to be done	breakable teachable lovable
-LESS	without	fearless useless helpless	-ER/-OR/-IST	person who does	teacher actor artist
-NESS	state of being	kindness darkness rudeness	-EN	made of/to	wooden strengthen brighten
-EST	most	fastest luckiest	-LY	in a certain way	slowly quietly quickly

PREFIXES

A prefix is a group of letters added to the beginning of a word that change its meaning.

UN-	not	unluck unfate	DIS-	opposite of	disappear differ
RE-	again	refill rebuild	MIS-	wrongly	mismatch mismatch
PRE-	before	preview preschool	NON-	is not/does not	nonfiction non-readers
IM-	not	impossible imagine	UNDER-	too little/beneath	underfed undercook
IN-	not	incorrect incomplete	OVER-	too much	overeat overreact

Example


SUFFIXES

A suffix is a group of letters added to the end of a word that change its meaning.

-FUL	full of	joyful hopeful thankful	-ABLE	able to be done	breakable teachable lovable
-LESS	without	fearless useless helpless	-ER/-OR/-IST	person who does	teacher actor artist
-NESS	state of being	kindness darkness rudeness	-EN	made of/to	wooden strengthen brighten
-EST	most	fastest luckiest	-LY	in a certain way	slowly quietly quickly

We were **thankful** it didn't rain.
The glass is **breakable** so be **careful**.
Thank you for your **kindness** Teri.

Example



AS A REFERENCE NOTEBOOK

Collect all the grammar units! Students create a grammar glossary to use as a reference by gluing the pages into a notebook. Glue the label to the notebook's cover.

AS ADDED PRACTICE

Have students generate lists of examples for added practice. Easily differentiate by asking students to generate longer words or choose words from their lists to write sentences.

What teachers are saying...



“This is a fabulous resource. and my students love the presentation slides!” -Rachelle W.



“Great quality and super useful! I appreciate the effort that went into creating this. It is definitely worth it!” -Paris T.



“A well-thought-out resource that my students really enjoyed. It was effective and easy to implement. It saved me a ton of planning time. Highly recommend!” -Shea S.



“My students love these unit. They are easy to use and low prep. I like how it provides differentiation and make my lessons much more engaging! with the curriculum. Great resource!” -Jordan R.

Why do teachers love these units?

THIRD GRADE GRAMMAR



Minilesson
PowerPoint
Task Cards
Passage
Writing
Worksheet
Assessment

Linda Kamp

Suffixes

> [Click here](#) <
to see more
3rd Grade units!

- ★ Easy to implement 15-minute daily routine
- ★ Ready-to-use lessons and activities
- ★ The no-fluff tasks fit easily into your schedule
- ★ Students practice and apply the skill in a variety of ways
- ★ Partner talk engages all students
- ★ Easy to grade activities
- ★ No prep required-Just make copies-Perfect for a sub!